

MCLEAN COUNTY PEACEMAKERS

April 18, 2026

Stage 1

10 Pistol, 10 Rifle, 4+ Shotgun

By Arizona Buffalo Joe

STAGING: Pistols holstered, rifle in left window, shotgun in right window.

STARTING POSITION: Standing at the left window, hands on window frame. When ready say:

“Don’t shoot the bunny”

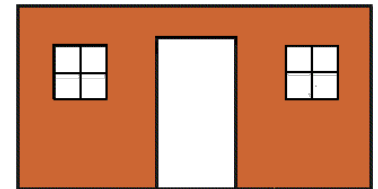
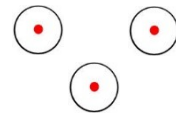
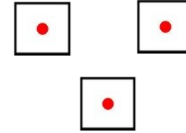
PROCEDURE: ATB: Engage rifle targets:

2-2-2-1-1-2-2-2-3-3

Restage rifle. Move to doorway. Engage pistol targets same as with rifle:

2-2-2-1-1//2-2-2-3-3

Reholster pistols. Move to right window and knockdown the four shotgun targets.



All shotgun targets are knockdowns.

ATB = At The Beep

MDC = Misses Don't Count

MBE = Must Be Engaged



MCLEAN COUNTY PEACEMAKERS

April 18, 2026

Stage 2

10 Pistol, 10 Rifle, 4+ Shotgun

By Arizona Buffalo Joe

STAGING: Pistols holstered, rifle on the horse.

STARTING POSITION: Standing at left end of fence with shotgun at port-arms, when ready say: *“Hop Hop Hop”*

PROCEDURE: ATB: Engage the left shotgun targets until down, then move to the horse to knockdown right targets.

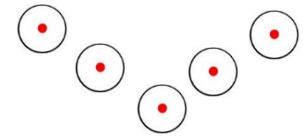
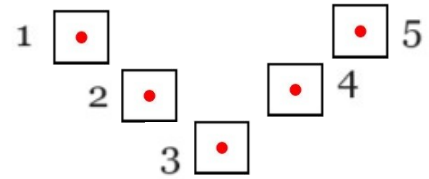
Stage shotgun on horse. With rifle engage targets:

3-3-2-2-4-4-1-1-5-5

Restage rifle on horse. Engage pistol targets same as rifle:

3-3-2-2-4//4-1-1-5-5

Re-holster.



Stage 3

10 Pistol, 10 Rifle, 4+ Shotgun

By Arizona Buffalo Joe

STAGING: Rifle & shotgun staged on the horse. Pistols holstered.

STARTING POSITION: Standing behind horse with hands on pistols. When ready say:

“Git ‘er done”


PROCEDURE: ATB: Engage the rifle targets:

1-2-3-4-5 and repeat

Restage rifle on horse. Draw pistols and engage targets:

1-2-3-4-5 and repeat

Re-holster. Knockdown shotgun targets.



MCLEAN COUNTY PEACEMAKERS

April 18, 2026

Stage 4

10 Pistol, 10 Rifle, 4+ Shotgun

By Arizona Buffalo Joe

STAGING: Pistols holstered, shotgun on table 1.

STARTING POSITION: Standing behind table 1 rifle at the ready. When ready say:

“This is going to be fun”

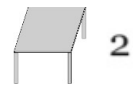
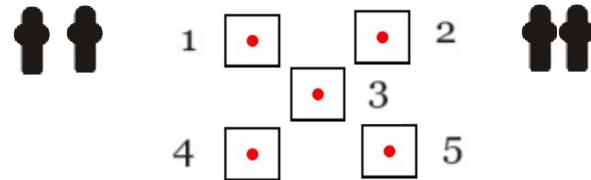
PROCEDURE: ATB: Engage the rifle targets:

1-2-4-5-1-2-4-5-3-3

Stage rifle aimed toward right berm. Take shotgun to table 2. Shotgun targets may be engaged until down from anywhere between table 1 and 2.

Stage shotgun on table 2.

Engage pistol targets in the same order as the rifle: **1-2-4-5-1//2-4-5-3-3**



Stage 5

10 Pistol, 10 Rifle, 4+ Shotgun

By Arizona Buffalo Joe

STAGING: Shotgun and rifle on table 1, pistols holstered.

STARTING POSITION: Standing at table 1 with hands on hat. When ready say:

“Happy Easter”

PROCEDURE: ATB: Engage the rifle targets:

1-1-2-2-4-4-5-5-3-3

Restage rifle on table 1 aimed toward right berm.

Take shotgun to table 2 and knockdown targets, then stage shotgun on table.

Engage pistol targets same as rifle:

1-1-2-2-4//4-5-5-3-3

