

# MCLEAN COUNTY PEACEMAKERS

May 16, 2026

## Stage 1

10 Pistol, 10 Rifle, 4+ Shotgun

By Comstock Charley

**STAGING:** Pistols holstered, rifle in left window, shotgun in right window.

**STARTING POSITION:** Standing at the left window, hands flat on shelf. When ready say:

*“Where are the flowers?”*

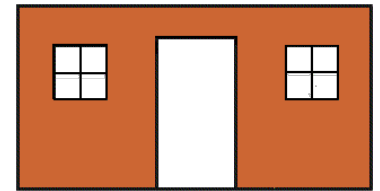
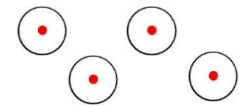
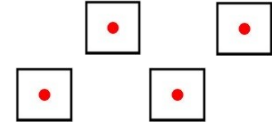
**PROCEDURE:** ATB: Engage rifle targets:

**2-4-1-3-2-4-1-3-2-4**

Restage rifle. Move to doorway. Engage pistol targets same as with rifle:

**2-4-1-3-2//4-1-3-2-4**

Reholster pistols. Move to right window and knockdown the four shotgun targets.



---

All shotgun targets are knockdowns.

ATB = At The **B**eep

MDC = Misses **D**on't Count

MBE = **M**ust **B**e Engaged



# MCLEAN COUNTY PEACEMAKERS

May 16, 2026

## Stage 2

10 Pistol, 10 Rifle, 4+ Shotgun

*By Comstock Charley*

**STAGING:** Pistols holstered, rifle & shotgun on the horse.

**STARTING POSITION:** Standing with hands on horse. When ready say: **“Mom!”**

**PROCEDURE:** ATB: Guns in any order, RNL.

Engage the shotgun targets until down. Restage shotgun on horse.

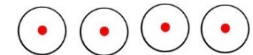

With rifle engage targets:

**1-2-3-4-5-1-2-3-4-5**

Restage rifle on horse.

Engage pistol targets same as rifle:

**1-2-3-4-5//1-2-3-4-5**



---

## Stage 3

10 Pistol, 10 Rifle, 4+ Shotgun

*By Comstock Charley*

**STAGING:** Rifle & shotgun staged on the horse. Pistols holstered.

**STARTING POSITION:** Standing behind horse with hands on pistols. When ready say:

**“Git ‘er done”**

**PROCEDURE:** ATB: Guns in any order, RNL.

Engage the rifle targets with an outside-inside sweep from either end. eg. **1-5-4-2-3-3-2-4-5-1**

Restage rifle on horse. Draw pistols and engage targets same as rifle. Re-holster.

Knockdown shotgun targets.



# MCLEAN COUNTY PEACEMAKERS

May 16, 2026

## Stage 4

10 Pistol, 10 Rifle, 4+ Shotgun

*By Comstock Charley*

**STAGING:** Pistols holstered, rifle and shotgun on right window shelf.

**STARTING POSITION:** Standing at right window with rifle at the ready. When ready say:

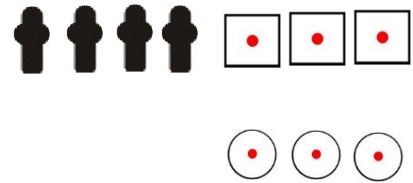
*“Got new steps!”*

**PROCEDURE:** ATB: Engage three smaller upper targets: **1-1-2-2-3-3-2-1-2-3**

Stage rifle on shelf. With pistols engage lower targets in the same order as the rifle:

**1-1-2-2-3//3-2-1-2-3**

Take shotgun to doorway, knockdown any order.



---

## Stage 5

10 Pistol, 10 Rifle, 4+ Shotgun

*By Comstock Charley*

**STAGING:** Rifle on right window shelf, pistols holstered.

**STARTING POSITION:** Standing in doorway with shotgun at port-arms. When ready say:

*“Happy Mother’s Day”*

**PROCEDURE:** ATB: Knockdown shotgun targets. Stage shotgun in right window.

Engage the upper rifle targets:

**1-3-2-1-3-2-1-3-2-1**

Restage rifle on shelf.

Engage lower pistol targets same as rifle:

**1-3-2-1-3//2-1-3-2-1**

---

