

MCLEAN COUNTY PEACEMAKERS

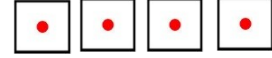
July 11, 2026

Stage 1

10 Pistol, 10 Rifle, 4+ Shotgun

By Arizona Buffalo Joe

STAGING: Pistols holstered, rifle in left window, shotgun in right window.



STARTING POSITION: Standing at the left window hands on window frame. When ready say:

“Ready”

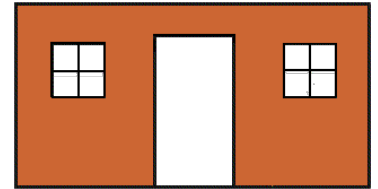
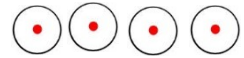
PROCEDURE: ATB: Engage rifle targets:

2-2-2-3-3-3-1-1-4-4

Restage rifle. Move to doorway. Engage pistol targets same as with rifle:

2-2-2-3-3//3-1-1-4-4

Reholster pistols. Move to right window and knockdown the four shotgun targets.



All shotgun targets are knockdowns.

ATB = At The Beep

MDC = Misses Don't Count

MBE = Must Be Engaged

MCLEAN COUNTY PEACEMAKERS

July 11, 2026

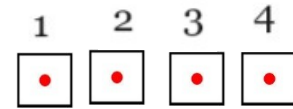
Stage 2

10 Pistol, 10 Rifle, 4+ Shotgun

By Arizona Buffalo Joe

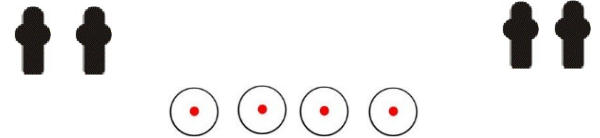
STAGING: Pistols holstered, rifle on the horse.

STARTING POSITION: Standing at left end of fence with shotgun at port-arms, when ready say: **“Round count!”**



PROCEDURE: ATB: Engage the left shotgun targets until down, then move to the right end of the right fence to knockdown right targets.

Stage shotgun on horse. With rifle engage targets with at least 2 rounds per target.



Restage rifle on horse. Engage pistol targets same as rifle with at least 2 rounds per target.

Reholster.

Stage 3

10 Pistol, 10 Rifle, 4+ Shotgun

By Arizona Buffalo Joe

STAGING: Shotgun & rifle staged on the horse. Pistols holstered.

STARTING POSITION: Standing behind horse with hands on pistols. When ready say:



“Hopscotch”

PROCEDURE: ATB: Draw pistols and engage targets: **1-4-2-3-1//4-2-3-1-4**

Reholster. Engage the rifle targets:

1-4-2-3-1-4-2-3-1-4

Restage rifle on horse.

Knockdown shotgun targets.

MCLEAN COUNTY PEACEMAKERS

July 11, 2026

Stage 4

10 Pistol, 10 Rifle, 4+ Shotgun

By Arizona Buffalo Joe

STAGING: Rifle and shotgun staged on right window shelf, Pistols staged on left window shelf.

STARTING POSITION: Standing at right window with hands on hat. When ready say:

“Git ‘er done”


PROCEDURE: ATB: Engage the rifle targets:

3-3-2-3-4-1-2-3-4-5

Restage rifle. Take shotgun to doorway, knockdown shotgun targets.

Stage shotgun in left window then engage pistol targets in the same order as the rifle: (pistols may be holstered or restaged)

3-3-2-3-4//1-2-3-4-5



Stage 5

10 Pistol, 10 Rifle, 4+ Shotgun

By Arizona Buffalo Joe

STAGING: Shotgun staged in right window, pistols holstered.

STARTING POSITION: Standing at right window with rifle at the ready. When ready say:

“Happy 250th, USA”

PROCEDURE: ATB: Engage the rifle targets in two sweeps starting at either end (yes you can).

Stage rifle in right window.

Take shotgun to doorway, knockdown targets.

Stage shotgun in left window, engage pistol targets same order as rifle.

